



# PLOWBRUSH™

PATENT PENDING






Introducing a new and inexpensive addition to your fleet to aid in road snow removal operations. PLOWBRUSH simply attaches to most name brand one-way plows using a universal “U-bolt” type clamping system or a brand specific adapter kit. No modifications to your existing plow equipment and quick removal and installation on the fly if required.

PLOWBRUSH is switch activated from the inside of the cab which allows the operator to adjust the down force pressure using the integrated gauge in the cab. This allows for adjustment based on broom ware and type of snow conditions for optimum results.

PLOWBRUSH utilizes the trucks onboard air system to operate making installation a snap!





**Don't take our word, take it from the professionals!**


“Overall, this is an effective new way of assisting in snow removal, aiding in reducing our environmental footprint while increasing effectiveness of operations in a more cost-effective approach. A great tool to add to the toolbox”

- Foreman/ Patroller  
(Highway maintenance operator)



“It helps clear the center line very well, making it very visible and keeps the snow loose and easier to remove”

- Combination Unit Operator  
(Highway maintenance operator)




## How it works



**PLOWBRUSH** aids the conventional plow in removing additional amounts of snow that the blade cannot. This allows the finer snow to remain loose, allowing for traffic to continue moving the snow off the road.

**Less snow on the road means less plowing, less snowpack and less salt applications to restore bare road conditions required to help keep roads safe.**





## Cost savings Return on investment

**L**ess snow on the road means less required maintenance and safer roads.

Less salt used means less environmental impact and translates into material cost savings.

Our trials show that initial investments are recovered quickly followed by significant long-term savings.

### Estimated cost of service

#### Conventional winter maintenance route;

Average Salt used = 28.5/t @ \$103.35/t = \$2,945.48


#### Route with installed PLOWBRUSH;

Average Salt used = 12.4/t @ \$103.35/t = \$1,281.54

---

Total Average savings in Salt = \$ 1,663.94

\* 56.5% approx. average salt savings per event on each plow route.



\*All units come with a 1-year warranty\*

For more information on PLOWBRUSH please contact:



Phone: (705)670-3951

Email: info@rsbcglobal.com

